

### Specifications

Models	S-105		S-125	
Measurements	US	Metric	US	Metric
Working height maximum*	111 ft	34.00 m	131 ft 2 in	40.15 m
Platform height maximum	105 ft	32.00 m	125 ft 2 in	38.15 m
Horizontal reach maximum	80 ft	24.38 m	80 ft	24.38 m
Below ground reach	10 ft	3.05 m	10 ft 9 in	3.27 m
<b>A</b> Platform length - 8 ft model	3 ft	0.91 m	3 ft	0.91 m
Platform length - 6 ft model	2 ft 6 in	0.76 m	2 ft 6 in	0.76 m
<b>B</b> Platform width - 8 ft model	8 ft	2.44 m	8 ft	2.44 m
Platform width - 6 ft model	6 ft	1.83 m	6 ft	1.83 m
<b>C</b> Height - stowed	10 ft 1 in	3.07 m	10 ft 1 in	3.07 m
<b>D</b> Length - stowed	46 ft	14.02 m	46 ft 9 in	14.25 m
Length - transport (jib tucked under)	39 ft 11 in	12.17 m	39 ft 11 in	12.17 m
<b>E</b> Width - axles retracted	8 ft 2 in	2.49 m	8 ft 2 in	2.49 m
Width - axles extended	11 ft	3.35 m	11 ft	3.35 m
<b>F</b> Wheelbase	12 ft	3.66 m	12 ft	3.66 m
<b>G</b> Ground clearance - center	1 ft 5.5 in	0.44 m	1 ft 5.5 in	0.44 m

### Productivity

Lift capacity	500 lbs	227 kg	500 lbs	227 kg
Platform rotation	160°		160°	
Vertical jib rotation	135°		135°	
Turntable rotation	360° continuous		360° continuous	
Turntable tailswing - axle retracted	5 ft 6 in	1.68 m	5 ft 6 in	1.68 m
Turntable tailswing - axle extended	4 ft	1.22 m	4 ft 1 in	1.24 m
Drive speed - stowed	3.0 mph	4.8 km/h	3.0 mph	4.8 km/h
Drive speed - raised/extended below 80 ft	0.68 mph	1.1 km/h	0.68 mph	1.1 km/h
Drive speed - raised/extended above 80 ft	0.34 mph	0.55 km/h	0.34 mph	0.55 km/h
Gradeability - stowed**	40%		40%	
Turning radius - axle retracted: inside	13 ft 7 in	4.14 m	13 ft 2 in	4.01 m
outside	21 ft 7 in	6.58 m	22 ft 2 in	6.75 m
Turning radius - axle extended: inside	9 ft	2.74 m	8 ft 6 in	2.59 m
outside	19 ft 10 in	6.05 m	18 ft 10 in	5.74 m
Controls	12 V DC proportional		12 V DC proportional	
Tires - RT lug	385/65D 22.5		445/65 D22.5	
RT solid	385/65D 24		445/65 D24	

### Power

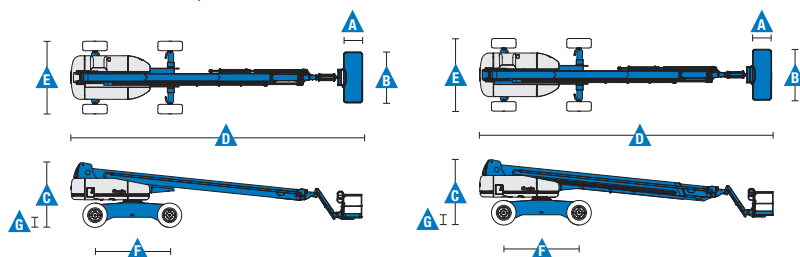
Power source	Deutz TD 2011 L04i 4-cylinder turbo diesel, 74 hp (55 kW)			
	Perkins 804-33T 4-cylinder turbo diesel, 83 hp (62 kW)			
Auxiliary power unit	12 V DC		12 V DC	
Hydraulic tank capacity	55 gal	208 L	55 gal	208 L
Fuel tank capacity	40 gal	151 L	40 gal	151 L

### Weight\*\*\*

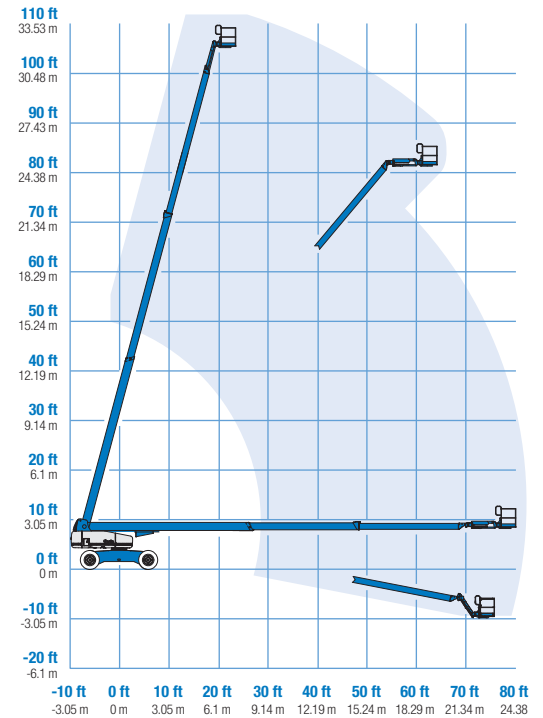
4WD	40,000 lbs	18,144 kg	44,640 lbs	20,248 kg
-----	------------	-----------	------------	-----------

### Standards Compliance

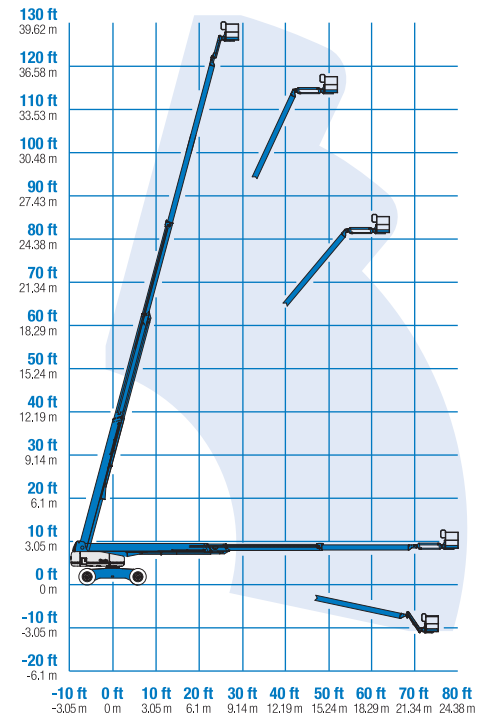
ANSI A92.5, CSA B354.4, EN 280, AS 1418.10



### Range Of Motion S-105



### Range Of Motion S-125



\* The metric equivalent of working height adds 2 m to platform height. U.S. adds 6 ft to platform height.

\*\* Gradeability applies to driving on slopes. See operator's manual for details regarding slope ratings.

\*\*\* Weight will vary depending on options and/or country standards.

### Features

#### Standard Features

##### Measurements

###### S-105

- 111 ft (34.00 m) working height
- 80 ft (24.38 m) horizontal reach
- 500 lb (227 kg) lift capacity

###### S-125

- 131 ft 2 in (40.15 m) working height
- 80 ft (24.38 m) horizontal reach
- 500 lb (227 kg) lift capacity

##### Productivity

- Self-leveling platform
- Hydraulic platform rotation
- Fully proportional Hall effect joystick controls
- Hydraulic oil cooler
- Drive enable
- AC power cord to platform
- Horn
- Hour meter
- Tilt alarm
- Descent alarm
- Alarm package
- 360° continuous turntable rotation
- Positive traction drive
- Two speed wheel motors
- Configurable controls to limit maximum height to 80 ft (24.38 m) or 100 ft (30.48 m)
- Ground control box cover
- Engine status display
- Welder Ready package
- Lockable platform control box covers
- Work light package

##### Power

- 12 V DC auxiliary power
- Anti-restart engine protection
- Auto engine fault shutdown

#### Easily Configured To Meet Your Needs

##### Platform Options

- Steel 8 ft (2.44 m) (standard)
- Steel 6 ft (1.83 m)
- 8 ft (2.44 m) tri-entry

##### Jib Options

- Non-jib
- 5 ft (1.52 m) jib boom

##### Engine Options

- Deutz turbo diesel 74 hp (55 kW)
- Perkins diesel 83 hp (62 kW)

##### Drive/Steer

- 4WD (standard)
- 4WS (standard)

##### Axle

- Extendable axles (standard)

##### Tire

- Rough terrain foam-filled (standard)
- Rough terrain solid

#### Options & Accessories

##### Productivity Options

- Half mesh platform inserts with swing gate
- Platform top auxiliary rail
- Arc Pro 275™ Heavy-Duty Welder package
- Hostile environment package
- Deluxe hostile environment package
- Thumb rocker steer
- Tool tray
- Pipe cradle (pair)
- Panel cradle package\*

##### Power Options

- AC generator packages (110V/60Hz - 220V/50Hz, 3000W)
- Cold Weather Packages
- Diesel scrubber/spark arrestor muffler (catalytic muffler)
- Intake air pre-cleaner



\* Available on select models

#### Genie United States

18340 NE 76th Street  
P.O. Box 97030  
Redmond, Washington 98073-9730  
Telephone +1 (425) 881-1800  
Toll Free in USA/Canada +1 (800)-536-1800  
Fax +1 (425) 883-3475

#### Genie Europe

The Maltings  
Wharf Road  
Grantham NG31 6BH  
UK  
Telephone +44 (0)1476 584333  
Fax +44 (0)1476 584334  
Email: AWP-InfoEurope@terex.com

#### Distributed By:

Effective Date: February, 2012. Product specifications and prices are subject to change without notice or obligation. The photographs and/or drawings in this document are for illustrative purposes only. Refer to the appropriate Operator's Manual for instructions on the proper use of this equipment. Failure to follow the appropriate Operator's Manual when using our equipment or to otherwise act irresponsibly may result in serious injury or death. The only warranty applicable to our equipment is the standard written warranty applicable to the particular product and sale and we make no other warranty, express or implied. Products and services listed may be trademarks, service marks or trade names of Terex Corporation and/or their subsidiaries in the USA and many other countries. Genie is a registered trademark of Terex South Dakota, Inc. © 2012 Terex Corporation.