

MACALLISTER
UNDERGROUND
SHORING
& PUMP



UNDERGROUND SOLUTIONS PRODUCT LINE

317.791.2323 phone
underground@macallister.com



ABOUT MACALLISTER MACHINERY CO., INC.

In 1945 we began with a handshake, hard work and quality service. Some things never change.

When E.W. MacAllister signed the contract with Caterpillar in 1945, MacAllister Machinery Co. offered only a handful of Caterpillar products for sale. Today, we offer everything from walk-behind lawn mowers that you push yourself, to D-11 Bulldozers that push the earth...and it doesn't stop there. We can rent you a boom lift that goes 150 ft. up in the air and a trench box that goes 50 ft. down in the ground, and that's where some of our biggest business partners make their living: Underground. After nearly a decade of renting and selling shoring equipment as a side item to our core products, MacAllister Machinery Co. is proud to open a new Rental Store for pipe layers and underground contractors: MacAllister Underground Shoring & Pump. Here, you can find all the tools you need for an underground project, along with a level of expertise that can help save you big bucks. Give us a call and you'll see why we're already helping some of the largest contractors in the Midwest with their excavations. Cost Savings, Production, Service, and Safety - let our team of experts help make your next project a winner.

Copyright © 2010 MacAllister Underground Shoring & Pump

ABOUT MACALLISTER

ABOUT MACALLISTER

STANDARD DUTY STEEL TRENCH SHIELDS

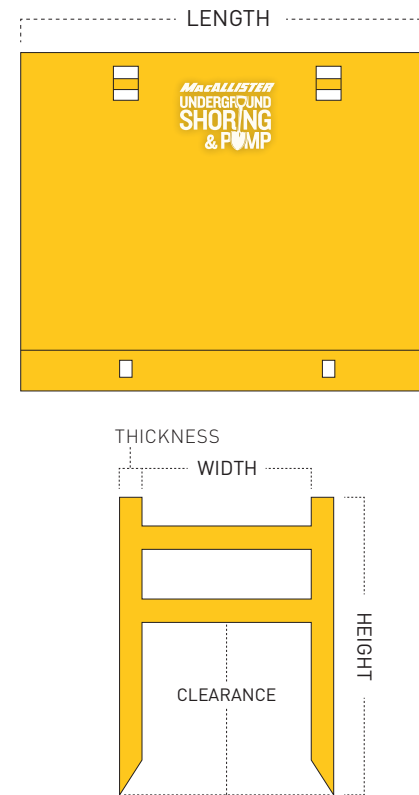
DID YOU KNOW?

We can custom build any steel box to your exact specifications. Want a ladder built into the inside wall? Want a cutout "dog door" for pipes to pass through the box? MacAllister can do all of that. We'll even send you a CAD drawing proof of the unit before it's built, at no charge!

4 INCH THICK

DOUBLE SIDEWALLS

MEASUREMENT GUIDE



STEEL BOXES


Our vast line of steel trench shields includes many sizes that you won't find on our competitors' rental yards. We offer foam-filled trench boxes and many different stacking configurations so we can pair our rental units with boxes that customers already own.

SIZE (H X L)	PIPE CLEARANCE	DEPTH RATING (C SOILS)	WEIGHT (LBS)	SHIELD CAP (PSF)
4' x 10'	21"	50	3270	3000
4' x 12'	21"	50	3670	3000
4' x 16'	21"	30	4530	1840
4' x 20'	21"	19	5365	1130
4' x 24'	21"	13	6240	775
6' x 10'	41"	50	4110	3000
6' x 12'	41"	50	4840	3000
6' x 16'	41"	25	5900	1533
6' x 20'	41"	19	7100	1111
6' x 24'	41"	13	8350	791
8' x 10'	55"	40	5020	2393
8' x 12'	55"	34	5790	2011
8' x 16'	55"	25	7255	1533
8' x 20'	55"	19	8750	1113
8' x 24'	55"	13	10445	793
10' x 10'	70"	29	6320	1722
10' x 12'	70"	24	7240	1457
10' x 16'	70"	19	8975	1124
10' x 20'	70"	16	10700	924
10' x 24'	70"	13	12585	791

6 INCH THICK

DOUBLE SIDEWALLS

SIZE (H X L)	PIPE CLEARANCE	DEPTH RATING (C SOILS)	WEIGHT (LBS)	SHIELD CAP (PSF)
4' x 16'	21"	42	5215	2500
4' x 20'	21"	25	6135	1545
4' x 24'	21"	18	7170	1050
4' x 26'	21"	15	7630	892
4' x 28'	21"	13	8130	769
6' x 16'	41"	36	6770	2200
6' x 20'	41"	25	8070	1500
6' x 24'	41"	18	9630	1066
6' x 26'	41"	15	10250	903
6' x 28'	41"	13	11110	776
8' x 16'	64"	31	8335	1882
8' x 20'	64"	25	9965	1528
8' x 24'	64"	18	11890	1068
8' x 26'	64"	15	12630	904
8' x 28'	64"	13	13535	777
10' x 16'	85"	24	10170	1440
10' x 20'	85"	20	12050	1200
10' x 24'	85"	18	14230	1080
10' x 26'	85"	15	15170	900
10' x 28'	85"	13	16120	780



DID YOU KNOW?

Any steel box in our lineup can be built with aluminum as well. You name the size and specifications, and we'll substitute aluminum and build the unit that way. Aluminum is a lighter weight and does not sacrifice much in terms of depth rating.



8 INCH THICK

DOUBLE SIDEWALLS



SIZE (H X L)	PIPE CLEARANCE	DEPTH RATING (C SOILS)	WEIGHT (LBS)	SHIELD CAP (PSF)
4' x 16'	21"	42	5215	3000
4' x 20'	21"	25	6135	2117
4' x 24'	21"	18	7170	1426
4' x 26'	21"	15	7630	1200
4' x 28'	21"	13	8130	1034
6' x 16'	41"	36	6770	3000
6' x 20'	41"	25	8070	2000
6' x 24'	41"	18	9630	1461
6' x 26'	41"	15	10250	1260
6' x 28'	41"	13	11110	1055
8' x 16'	64"	31	8335	2520
8' x 20'	64"	25	9965	1800
8' x 24'	64"	18	11890	1463
8' x 26'	64"	15	12630	1260
8' x 28'	64"	13	13535	1057
10' x 16'	85"	24	10170	2100
10' x 20'	85"	20	12050	1860
10' x 24'	85"	18	14230	1254
10' x 26'	85"	15	15170	1140
10' x 28'	85"	13	16120	1045

10", 12" and 14" SHIELDS

When the job gets even deeper than most boxes can go, MacAllister still has you protected. We build 10 in. thick, 12 in. thick, and even 14 in. thick sidewall trench shields for depth ratings of over 50 ft. in C-60 soil. Custom shields with engineered certifications are common-place at MacAllister Underground.

LIGHT DUTY STEEL TRENCH SHIELDS

DID YOU KNOW?

Every MacAllister Rental branch has trench shields and other shoring items in stock. The trench protection product you're looking for might be right around the corner! Call 877.700.1945 to get the nearest rental branch to your project. We have 13 stores and we're still expanding.



3 INCH THICK

SINGLE SIDEWALLS

SIZE (H X L)	PIPE CLEARANCE	DEPTH RATING (C SOILS)	WEIGHT (LBS)	SHIELD CAP (PSF)
4' x 4'	24"	50	870	3000
4' x 6'	24"	31	1130	1851
4' x 8'	24"	17	1330	1009
4' x 10'	24"	11	1570	647
4' x 12'	24"	8	1870	500
6' x 4'	36"	23	1070	1380
6' x 6'	36"	16	1370	960
6' x 8'	36"	13	1670	770
6' x 10'	36"	10	2070	590
6' x 12'	36"	8	2430	500
8' x 4'	36"	25	1430	1500
8' x 6'	36"	17	1780	1020
8' x 8'	36"	14	2070	840
8' x 10'	36"	11	2830	660
8' x 12'	36"	8	3280	500



Sometimes a smaller machine is more economical, but what if a normal, stock trench box is too heavy for the machine? That's when one of our light-duty series steel boxes could come in handy. On the Single Wall shields, we've removed the inside steel skin to make the box light enough for a backhoe or mini excavator to handle.

3 INCH THICK

DOUBLE SIDEWALLS

SIZE (H X L)	PIPE CLEARANCE	DEPTH RATING (C SOILS)	WEIGHT (LBS)	SHIELD CAP (PSF)
4' x 6'	24"	50	1250	3000
4' x 8'	24"	47	1540	2830
4' x 10'	24"	29	1820	1770
4' x 12'	24"	18	2200	1080
4' x 16'	24"	11	2450	680
6' x 6'	36"	50	1710	3000
6' x 8'	36"	46	2140	2790
6' x 10'	36"	25	2580	1500
6' x 12'	36"	18	3040	1080
6' x 16'	36"	11	3780	680
8' x 6'	48"	34	2180	2040
8' x 8'	48"	29	2670	1740
8' x 10'	48"	22	3300	1320
8' x 12'	48"	18	3880	1080
8' x 16'	48"	11	4940	680



Our Double Wall Light-Duty shields are engineered for adequate depth ratings with less material to bring you a series of boxes that are lighter, stronger, and easier to maneuver. If you have a rubber tire backhoe, we have the box for you!

LIGHT DUTY STEEL TRENCH SHIELDS

4 INCH THICK

DOUBLE SIDEWALLS

SIZE (H X L)	PIPE CLEARANCE	DEPTH RATING (C SOILS)	WEIGHT (LBS)	SHIELD CAP (PSF)
4' x 8'	24"	40	2180	2400
4' x 10'	24"	35	2570	2100
4' x 12'	24"	29	2870	1740
4' x 14'	24"	25	3380	1500
4' x 16'	24"	19	3580	1140
4' x 20'	24"	13	4230	780
4' x 24'	24"	9	5200	540
6' x 8'	36"	40	2870	2400
6' x 10'	36"	35	3330	2100
6' x 12'	36"	29	3770	1740
6' x 14'	36"	25	4230	1500
6' x 16'	36"	19	4680	1140
6' x 20'	36"	13	5630	780
6' x 24'	36"	9	6610	540
8' x 8'	48"	40	3480	2400
8' x 10'	48"	35	4030	2100
8' x 12'	48"	29	4630	1740
8' x 14'	48"	25	5180	1500
8' x 16'	48"	19	5780	1140
8' x 20'	48"	13	7130	780
8' x 24'	48"	9	8460	540


Four-inch collars are not available on shields longer than 20 ft.

Double or Single Wall?

The steel skin (or lack thereof) contributes a great deal to the engineering of a trench shield. Going with a single wall (no skin) on a smaller box can be a great benefit because the removal of the skin saves up to a thousand pounds of weight. On the other hand, a double wall box weighs more but carries a much greater depth rating. Let our shoring experts help you decide.

Spreaders on Light Duty Boxes

Many of the smaller trench shields in our fleet use the smaller, 5 in. diameter spreader pipe rather than the standard 8 in. pipe used on larger boxes.



STEEL MANHOLE SHIELDS

SPREADER PIPES

DID YOU KNOW?

MacAllister will buy your used 8 in. diameter steel pipe. Since we're constantly replacing spreaders as we sell them, we are always in need of more 8 in. pipe. If you have a pipe to sell, call us. We'll come take a look!

4 INCH THICK

DOUBLE OR SINGLE SIDEWALLS



	SIZE (H X L X W)	PIPE CLEARANCE	DEPTH RATING (C SOILS)	WEIGHT (LBS)	SHIELD CAP (PSF)
SINGLE SIDEWALL	4' x 8' x 8' S	24"	30	2780	1700
	4' x 10' x 10' S	24"	23	3280	1380
	8' x 8' x 8' S	48"	19	4280	1140
	8' x 10' x 10' S	48"	13	4980	780
DOUBLE SIDEWALL	4' x 8' x 8'	24"	50	3180	3000
	4' x 10' x 10'	24"	50	3680	3000
	4' x 12' x 12'	24"	35	4280	2100
	8' x 8' x 8'	48"	40	5070	2400
	8' x 10' x 10'	48"	35	5970	2100
	8' x 12' x 12'	48"	28	6830	1690
	8' x 14' x 14'	48"	25	7820	1475

When it is time to set a manhole, we have what you need with our large range of Manhole Shield sizes. From 8 ft. x 8 ft. up to 14 ft. x 14 ft. and everywhere in between, there isn't a manhole we cannot accommodate with our rental fleet.

LIGHT DUTY

(5" Sch. 80 pipe)

For use on trench shields with 4 in. pipe collars.

LENGTH	WEIGHT (LBS)
24"	220
30"	270
36"	310
42"	350
48"	390
60"	470
72"	560
84"	640
96"	730
108"	810
120"	890
132"	1000
144"	1100

All Sizes Available up to 22 ft.

Our trench shields are engineered to accept 8 in. diameter Schedule 80 steel pipe, up to 22 ft. in length. We carry sets of spreaders as small as 24 in. in one foot increments, all the way up to 264 in.


Rent any trench shield and we'll include one set of spreaders (up to 6 ft. long) at no charge. Our spreader line is over 100 yards long from end to end and always growing. We can cut spreaders to length to fill specific orders, so we'll never turn a deal down because of the required spreader lengths.

STANDARD SPREADERS

(8" Sch. 80 pipe)

For use on nearly all brands and models of trench shields with 7 in. pipe collars.

LENGTH	WEIGHT (LBS)
24"	470
30"	560
36"	650
42"	740
48"	820
60"	1010
72"	1170
84"	1350
96"	1500
108"	1692
120"	1860
132"	2040
144"	2210



MANHOLE SHIELDS

SPREADER PIPES

HIGH CLEARANCE ARCHES

HIGH CLEARANCE ARCHES



DESCRIPTION	WEIGHT (LBS)
1 set of 2 arch legs	2800
1' extension	660
2' extension	820
3' extension	980
4' extension	1180
5' extension	1390
6' extension	1500
7' extension	1660
8' extension	1820
9' extension	1960
10' extension	2080
12' extension	2390
13' extension	2570

High Clearance arches consist of 3 basic parts: Two Arch Legs, and one Horizontal Header Extension. The HC Arch yields 8 ft. of vertical pipe clearance when used with 8 ft. tall boxes, and 10 ft. of vertical pipe clearance when used with 10 ft. tall boxes. If your job calls for even more vertical clearance, wider spans, or greater depths, call us and ask about our Ultra High Clearance Arches, specially engineered for extreme pipe projects.

LES Series are not compatible with high clearance arches.



HIGH CLEARANCE ARCHES

STEEL PLATES

STONE BOXES

DID YOU KNOW?

MacAllister built a custom 20 cubic yard stone saver for a customer in Kentucky who was installing large diameter concrete pipe. Twenty cubic yards is almost exactly enough to fill one full bucket on a Cat 5230 front shovel- the largest hydraulic excavator Caterpillar makes.

1" THICK PLATES

SIZE (L X W)	WEIGHT (LBS)
4' x 8'	1,306
5' x 10'	2,024
8' x 8'	2,614
8' x 10'	3,268
8' x 12'	3,920
8' x 16'	5,228
8' x 20'	6,535



3/4" THICK PLATES

SIZE (L X W)	WEIGHT (LBS)
4' x 8'	981
5' x 10'	1,532
8' x 8'	1,960
8' x 10'	2,451
8' x 12'	2,941
8' x 16'	3,921
8' x 20'	4,901

MacAllister Underground Shoring & Pump is your source for steel plates. Our inventory changes with the weather, so be sure and call ahead! Although we can order anything you need, our Rental Fleet Steel Plates are used "as-is" material and should not be used as spec material in any sort of engineering capacity.

STONE SAVER BOXES

SIZE (H X L X W)	CAPACITY (CU YARDS)	WEIGHT (LBS)
STANDARD		
36" x 103" x 48"	3	3100
36" x 116" x 63"	5	4100
48" x 143" x 63"	7	4800
48" x 164" x 63"	9	5300
48" x 183" x 75"	12	6400
HEAVY DUTY		
36" x 116" x 63"	5	4850
48" x 143" x 63"	7	6130
48" x 164" x 63"	9	6650
48" x 183" x 75"	12	7700
48" x 222" x 75"	15	8600
60" x 219" x 81"	18	9500
60" x 238" x 81"	20	10300
WIDE MOUTH		
48" x 146" x 75"	9	6725
48" x 164" x 87"	12	7550
48" x 195" x 87"	15	8375
60" x 201" x 87"	18	9475
60" x 220" x 87"	20	10140



Our Stone Savers are the most durable on the market. Unlike the competition, our Stone Savers feature a single, twice-bent plate on the underside of the unit, rather than three pieces of steel welded together. This eliminates the two large weld points underneath the box and lengthens the overall life of the unit.

STANDARD ALUMINUM SHIELDS

MODULAR ALUMINUM SHIELDS

SIZE (H X L)	PIPE CLEARANCE	DEPTH RATING (C SOILS)	WEIGHT (LBS)	SHIELD CAP (PSF)
4' x 6'	12"	21	440	1960
4' x 8'	12"	16	550	1470
4' x 10'	12"	13	620	1130
4' x 12'	12"	11	720	764
4' x 16'	12"	7	900	421
6' x 6'	30"	21	620	1264
6' x 8'	30"	16	750	960
6' x 10'	30"	13	890	777
6' x 12'	30"	11	1030	655
6' x 16'	30"	7	1300	427
8' x 6'	30"	21	800	1264
8' x 8'	30"	16	980	960
8' x 10'	30"	13	1160	777
8' x 12'	30"	11	1340	655
8' x 16'	30"	7	1740	427



AS SPREADERS

Adjustable tube spreaders can be used on Aluminum Trench Shields. They allow telescoping, pin-in-place convenience.



LENGTH (SHIELD ID)	WEIGHT (LBS)
18" - 26"	108
23" - 34"	128
28" - 44"	153
34" - 54"	183
42" - 66"	223
52" - 88"	273
60" - 96"	284

AVAILABLE PANEL SIZES
2' x 3'
2' x 4'
2' x 6'
2' x 8'
2' x 10'
2' x 12'
2' x 14'

AVAILABLE POST SIZES
24"
48"
72"
96"
120"

ADJUSTABLE SPREADERS

LENGTH	WEIGHT (LBS)
24" - 36"	27
36" - 60"	37
60" - 84"	46
84" - 108"	55

MacAllister has proudly carried the Pro-Tec® Aluminum Modular system for many years. The versatility of this system provides endless solutions to common problems with small taps, pipe repairs, and lateral runs. With Aluminum MOD, you can straddle pipe intersections, remove bottom panels for existing utilities to pass through, and create a large array of 2, 3, and even 4-sided shields.

QUICK & EASY ASSEMBLY

Two-ft. high, lightweight aluminum panels permit hand assembly without the use of machinery. They are Professional Engineer Certified to comply with OSHA standards.



Lightweight aluminum panels are easily unloaded from a pick-up truck by hand. No lifting equipment needed.




To begin assembling shield, two corner end-posts are pinned to side panels and rear panel.



Side and rear panels are stacked to desired height.



Corner end-posts are pinned in place.



Adjustable spreaders pin securely in place to complete a 3-sided shield.

ALUMINUM HYDRAULIC SHORING

DID YOU KNOW?

MacAllister can send an expert with a construction/engineering background to your office or jobsite to help you design your Aluminum Hydraulic Shoring strategy. This product requires many parts and pieces, but we can make it easy. Let us take the guesswork out of your bidding process.



- High yield aluminum alloy construction makes shores light in weight yet extra strong for long-lasting durability.
- Cylinder pads mount flush, providing even load distribution on side rails.
- One-piece cylinder extensions can be installed easily at the job site to accommodate a variety of trench widths.
- Cylinder oversleeves are standard, provide extra strength, and protect cylinders.
- Bleed-off ports eliminate over-extension of cylinders to increase the safety factor.
- Hinged design allows for fast knock-down and transport.

STANDARD DUTY RAILS

RAIL LENGTH	CYLINDER WIDTH	WEIGHT (LBS)
1.5'	17" - 27"	20
1.5'	22" - 36"	24
1.5'	28" - 46"	26
1.5'	34" - 55"	28
1.5'	40" - 64"	30
1.5'	52" - 88"	36
3.5'	17" - 27"	44
3.5'	22" - 36"	50
3.5'	28" - 46"	56
3.5'	34" - 55"	60
3.5'	40" - 64"	68
3.5'	52" - 88"	76
5'	17" - 27"	54
5'	22" - 36"	60
5'	28" - 46"	64
5'	34" - 55"	70
5'	40" - 64"	76
5'	52" - 88"	86
7'	17" - 27"	64
7'	22" - 36"	70
7'	28" - 46"	74
7'	34" - 55"	80
7'	40" - 64"	88
7'	52" - 88"	98

HEAVY DUTY RAILS

RAIL LENGTH	CYLINDER WIDTH	WEIGHT (LBS)
1.5'	17" - 27"	28
1.5'	22" - 36"	30
1.5'	28" - 46"	32
1.5'	34" - 55"	34
1.5'	40" - 64"	40
1.5'	52" - 88"	44
3.5'	17" - 27"	50
3.5'	22" - 36"	54
3.5'	28" - 46"	62
3.5'	34" - 55"	66
3.5'	40" - 64"	74
3.5'	52" - 88"	82
5'	17" - 27"	62
5'	22" - 36"	66
5'	28" - 46"	72
5'	34" - 55"	78
5'	40" - 64"	85
5'	52" - 88"	92
7'	17" - 27"	78
7'	22" - 36"	82
7'	28" - 46"	90
7'	34" - 55"	100
7'	40" - 64"	106
7'	52" - 88"	110

HEAVY DUTY RAILS, cont.

RAIL LENGTH	CYLINDER WIDTH	WEIGHT (LBS)
8'	17" - 27"	90
8'	22" - 36"	94
8'	28" - 46"	98
8'	34" - 55"	100
8'	40" - 64"	110
8'	52" - 88"	118
12'	17" - 27"	132
12'	22" - 36"	138
12'	28" - 46"	146
12'	34" - 55"	152
12'	40" - 64"	162
12'	52" - 88"	176
16'	17" - 27"	174
16'	22" - 36"	184
16'	28" - 46"	196
16'	34" - 55"	202
16'	40" - 64"	216
16'	52" - 88"	234

CYLINDER EXTENSIONS

There is a wide selection of cylinders and rails to meet your needs. Cylinder extensions that pin on to cylinders to extend working range are also available.



SLIDE RAIL SHORING SYSTEM

DID YOU KNOW?

MacAllister developed the X-Pound attachment in 2009 with the help of our Ground Engaging Tools division. It is a specially designed bucket that's still capable of digging like a normal excavator bucket, but is also equipped with strategically-placed steel reinforcements allowing it to pound and deliver impact without denting or becoming damaged.

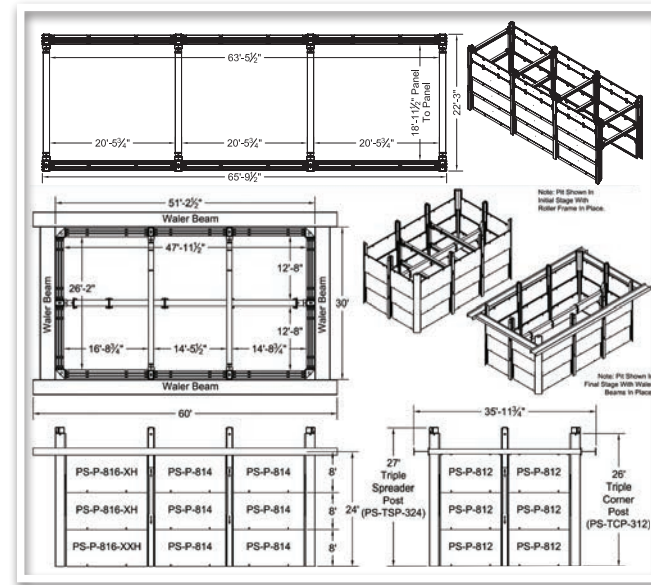
DID YOU KNOW?

In 2009-2010 alone, MacAllister has done over 25 separate Slide Rail pits just for soil remediation purposes. Slide Rail isn't just for the pipe and sewer sector - it has quickly become an economical tool for Environmental Contractors as well.

SLIDE RAIL SHORING SYSTEM

Originally a European shoring solution, Slide Rail has become a popular alternative to tight sheeting all over the United States. MacAllister is THE place to call for Slide Rail in the Great Lakes/Midwest region. Our expert staff has overseen every aspect of Slide Rail projects all over the country — even up in Canada and down in South America.

You have total control, and the quoting process is free of charge. You make changes to the system, and we'll make changes to the drawings. MacAllister's experts will be there every step of the way until the project is complete.




SLIDE RAIL IS PERFECT FOR

- Lift Stations/Pump Stations
- Jack & Bore Pits
- Receiving Pits
- Tank Installations
- Pipeline Installations
- Deep Sewer Structures - Precast or Cast-in-Place
- Soil Remediation Projects

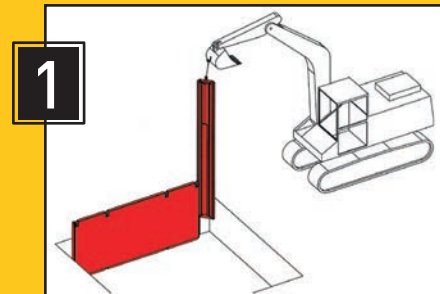


X-Pound Bucket

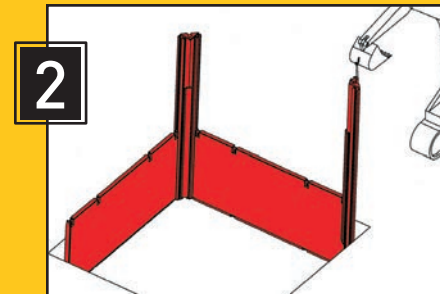


INSTALLATION PROCESS

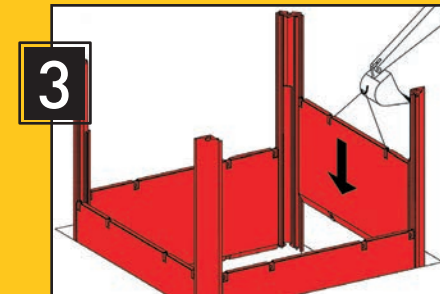
The entire system can be installed quickly and cost-effectively using a medium-sized excavator and a small crew. The dig and push system allows low vibration installation and provides soil support for excavations, adjacent structures, and existing utilities. The Slide Rail system is installed from the top down and removed from the bottom up, minimizing size of excavation, soil disturbances, and restoration time and costs. During the removal process, panels are lifted incrementally as back filling and compaction proceed.



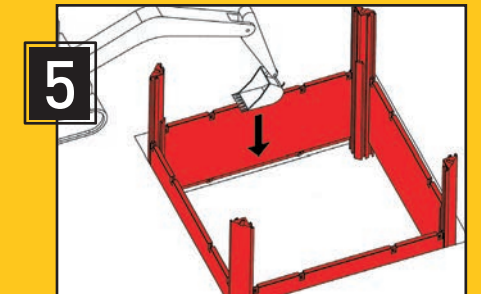
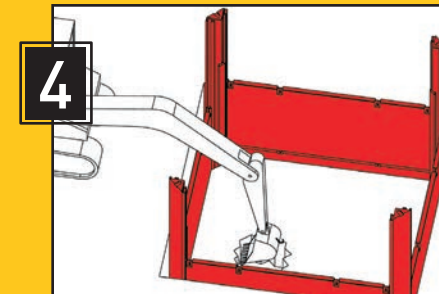
1 After initial excavation, first outer panel and corner post are put into place.



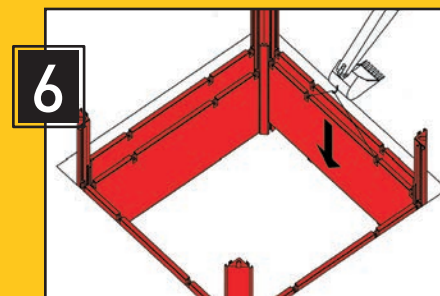
2 Second panel and corner post form a right angle.



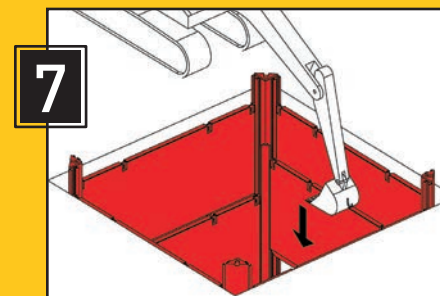
3 With outer panels and corner posts in position... excavation continues...



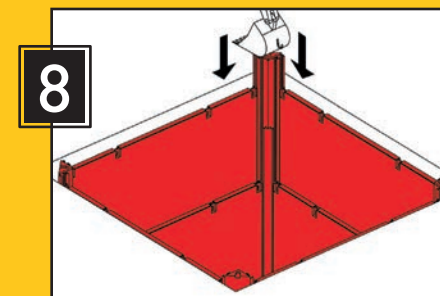
5 while outer panels and corner posts are pushed to proper depth with excavator.



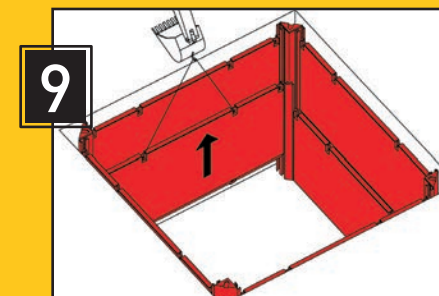
6 Excavation is deepened and panels are lowered into inside tracks.



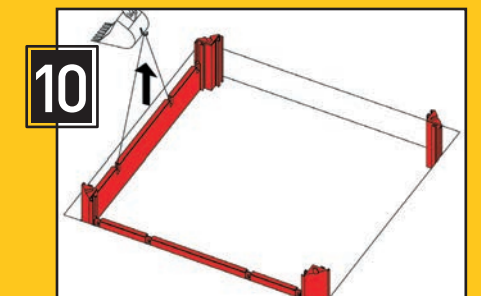
7 Excavator continues to dig and push the inside panels and corner posts...



8 until desired depth is reached.



9 Removal begins by extracting inner panels as back filling and compaction is started.



10 Outer panels and corner posts are extracted as back filling and compaction are completed.

SLIDE RAIL SHORING SYSTEM

PUMPS

DID YOU KNOW?

You can make rental reservations online! Just email us at underground@macallister.com and tell us what you're looking for. A shoring expert will respond ASAP, and you'll get what you need. After Hours, Nights, Weekends, Holidays, No Problem!



Nestle Plant, 2008



Terre Haute, 2007



Broad Ripple, 2007

Call us to look at your project, and you'll receive the following:

- As many in-person consultations as you need during the planning stages.
- A detailed Rental Quote on the proposed Slide Rail System.
- A CAD Drawing of your specific system with every part detailed and several viewing angles.
- A Terms and Conditions document with our recommendations for machines, crew size, and other tools for the project.
- A Professional Slide Rail Installer, employed by MacAllister, to assist with installation.
- You have total control, and the quoting process is free of charge. You make changes to the system, and we'll make changes to the drawings. MacAllister's experts will be there every step of the way until the project is complete.

SYKES PUMPS

MacAllister stocks a large, frequently updated fleet of Sykes Trailer mounted, Diesel Trash pumps with Caterpillar engines. We offer high head, auto-priming, sound-attenuated units as well. Ask us about pump setups and full dewatering service!

- High pressure, diesel powered portable pumps for sewer bypass and well-point dewatering
- Electric submersible pumps
- Suction and discharge hose and pipe
- Complete line of fittings and adapters, parts, service and support

TSURUMI PUMPS

If you've ever used the "little blue pumps," then you probably already know why Tsurumi is the worldwide leader in small submersible pumps. If you're already buying those blue pumps, and you could use a bigger discount, then call MacAllister for the most competitively priced Tsurumi Pumps in the Midwest.



THE ONE SOURCE FOR TOTAL UNDERGROUND SOLUTIONS

Our focus is to provide you with the most effective Shoring Solution for your underground project, but sometimes a contractor's needs go far beyond trench boxes. That is why we are an all-purpose supplier of just about anything that goes along with a pipe project. If there's anything you're not sure of, just ask. We probably sell it and rent it every day!

- Plug-it Brand pipe plugs, pipe testing equipment, joint testers
- Spectra brand pipe lasers, grade lasers, laser levels
- Pro-Tec brand rumble grid, utility sleds, temporary bridges
- OSHA Approved Safety Training Courses
- Rigging, shackles, hooks, slings
- Silt bags, strainers, pump accessories
- Utility mats - Rhino mats, Alterna mats, Durabase mats
- Site specific engineering service with stamps for all 50 states
- Beam and Plate - engineered solutions



CAT is a registered trademark of Caterpillar, Inc.
All other registered trademarks and trademarks are property of their respective owners.



**BEECH GROVE
(SHORING & PUMP)**
5361 Elmwood Ave.
Indianapolis, IN 46203
317.791.2323 phone

OTHER MACALLISTER LOCATIONS:

BICKNELL, IN
7394 N. Russell Dr.
Bicknell, IN 47512
812.735.0286 phone

INDIANAPOLIS, IN
6870 W. Washington St.
Indianapolis, IN 46241
317.244.7368 phone
317.246.2385 fax

BLOOMINGTON, IN
2305 N. Industrial Dr.
Bloomington, IN 47404
812.349.9220 phone
812.349.9224 fax

LAFAYETTE, IN
500 Hine Dr.
Lafayette, IN 47905
765.446.5600 phone
765.449.8125 fax

COLUMBUS, IN
460 Jonesville Rd.
Columbus, IN 47201
812.376.0538 phone
812.376.0789 fax

MUNCIE, IN
3500 N. Lee Pit Rd.
Yorktown, IN 47396
765.759.2228 phone
765.759.1018 fax

FISHERS, IN
13450 Britton Park Rd.
Fishers, IN 46038
317.598.9700 phone
317.598.1482 fax

RICHMOND, IN
4791 National Rd. E.
Richmond, IN 47374
765.966.0626 phone
765.966.0751 fax

FORT WAYNE, IN
2418 W. Coliseum Blvd.
Fort Wayne, IN 46808
260.969.3322 phone
260.969.3323 fax

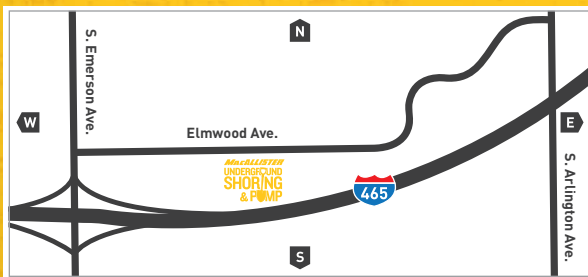
SOUTH BEND, IN
25734 State Rd. 2
South Bend, IN 46619
574.288.6622 phone
574.288.0423 fax

GREENSBURG, IN
2436 N. Michigan Ave.
Greensburg, IN 47240
812.663.5829 phone
812.663.7569 fax

TERRE HAUTE, IN
20 W. Margaret Dr.
Terre Haute, IN 47802
812.231.6000 phone
812.232.4694 fax

**INDIANAPOLIS, IN
(HEADQUARTERS)**
7515 E. 30th St.
Indianapolis, IN 46219
317.545.2151 phone
317.860.3310 fax

WASHINGTON, IN
1453 W. 150 S.
Washington, IN 47501
812.254.1712 phone
812.254.7851 fax



underground@macallister.com | 24/7 Underground Support

317.791.2323 | 877.700.1945 | 317.791.2330 fax | www.macallisterrentals.com