

RELIABLE EQUIPMENT | FAST SERVICE | KNOWLEDGEABLE PEOPLE

MACALLISTER RENTALS



(877) 700-1945

www.macallisterrentals.com

RENTAL PRODUCTS

BACKHOE LOADERS

IT and ST Series Available

Operating Weight: up to 24,251 lbs

Dig Depth: 14.3 ft - 15.4 ft

Net Power: 68.0 hp - 108.0 hp



EXCAVATORS

Micro/Mini: Next Gen Excavator

Operating Weight: <1 - 8 ton

Net Power: 13 hp - 70.3 hp

Max Digging Depth: 5.5 ft - 12 ft

IHI/Kato Electric & Battery: 9VXB & 9VXE

Operating Weight: <1 ton - < 2 ton

Max Digging Depth: 5.2 ft - 7 ft

Small: Next Gen Excavator

Operating Weight: 12 - 18 ton

Net Power: 71 hp - 117 hp

Max Digging Depth: 18.33 ft - 20 ft

Medium: Next Gen Excavator

Operating Weight: 20 - 29 ton

Net Power: 121 hp - 200 hp

Max Digging Depth: 22.0 ft - 22.93 ft

Large: CAT 336F

Operating Weight: 30 - 36 ton

Net Power: 273 hp - 311 hp

Max Digging Depth: 26.9 ft - 27 ft

Wheeled: CAT F Series

Operating Weight: 16 - 22 ton

Net Power: 169 hp - 174 hp

Travel Speed: up to 22 mph



DRUM ROLLER COMPACTORS

CAT® | BOMAG

Description: Walk behind 24 - 33 in

Ride-on 31 - 66 in



DOZERS

Next Gen Dozers

Operating Weight: up to 20,992 lbs

Net Power: 92.0 hp - 104.0 hp

Blade Capacity: up to 3.06 yd³



COMPACT TRACK & SKID STEER LOADERS

Net hp: 66.5 - 94

Width: 69.1 - 78 in

Operating Capacity: 1,550 - 4,150 lbs



MINI SKID STEERS

Ride-On and Walk Behinds

Vermeer | Toro | Wacker | Electric | Sherpa

Net hp: 24.8 - 40

Operating Capacity: 420 - 1,000 lbs

Width: 36 - 42 in



WHEEL LOADERS / INTEGRATED TOOL CARRIERS

Compact | Small | Medium | Tracked



MOTOR GRADERS

Noram

Flywheel hp: 110 - 114

Weight: 16,800 lbs

Moldboard Length - 10 ft



TELEHANDLERS

CAT® | Skyjack | SkyTrak | Lull | Merlo

Operating Weight: 11,000 - 45,000 lbs

Lift Capacity: 5,500 - 26,500 lbs

Lift Height: 18.37 - 115 ft

Reach: 22.4 - 88.6 ft

Attachments:

Bucket | Over the fork jib | Various fork lengths available



(877) 700-1945

FORKLIFTS & PALLET JACKS

CAT® | Sumner | Toyota | Big Joe | TCM | Hoist | JCB

Capacity: 3,000 - 80,000 lb

Industrial Forklifts | Rough Terrain Straight

Mast | Propane, Diesel and Battery

Operated | Ride On | Walk Behind | Cushion

Tires | Pneumatic Tire | Quad Mast | Walkie

Stacker



CRANES

Broderick

Carry Deck

Capacity: 2.5 - 25 tons

Weight: 5,000 - 50,000 lbs.



Maeda

Mini Crawler Cranes

Capacity: 2.5 - 4 tons

Weight: 4,190 - 12,700 lbs

(Diesel, Electric, Gas)



SCISSOR LIFTS

JLG | Genie | Skyjack | Hybrid | Haulotte | MEC

ELECTRIC

Working Height: Up to 51 ft

Platform Width: 25 - 91 in

Capacity: Up to 1,000 lbs

ROUGH TERRAIN

Working Height: 26 - 56 ft

Platform Length: 65 - 71 in

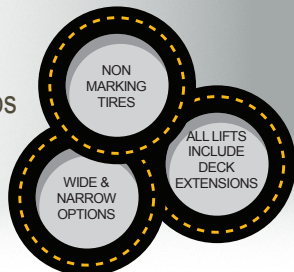
Width: 5.9 - 7.6 ft

Capacity: Up to 2,500 lbs

VERTICAL MAST

Push Around Height: 25 - 40 ft

Drivable: 12 - 20 ft



BOOM LIFTS

JLG | Genie | Haulotte

30 - 185 ft | Articulated Booms | Straight Booms

Towable Booms | Diesel, Gas, LP and Battery

ELECTRIC (ARTICULATING)

Description: 30 - 60 ft

Width: 3.11 - 8.2 ft

VERTICAL MAST BOOM

Description: 26 - 32 ft Toucan

Width: 2.11 - 3.9 ft

ROUGH TERRAIN - STRAIGHT

Description: 40 - 80 ft

Width: 7.6 - 8.2 ft

ROUGH TERRAIN - STRAIGHT JIB

Description: 46 - 150 ft

Width: 7.6 - 8.2 ft

ULTRA BOOM (ALL AVAILABLE WITH JIB)

Description: 120 - 185 ft

Width: 8.2 ft

ARTICULATING (ALL AVAILABLE WITH JIB)

Description: 34 - 150 ft

Width: 6.4 - 8.2

ATRIUM CRAWLER BOOMS/TRACKED

Description: 43 - 70 ft

Width: 2.5 - 3.3 ft

ALL TERRAIN TRACK BOOMS

Description: 60 - 65 ft

Width: 8.2 ft

TOW BEHIND (ARTICULATING)

Description: 45 - 55 ft Width: 5.7 ft



HYDRA PLATFORM

Anderson: HP35

Description: Portable under bridge access platform

Under Bridge: 18.2 ft

Platform Length: 35 ft



DUMP TRUCKS & TRAILERS



Trucks: 6 Cubic Yard (Single and Tandem Axle)

Trailers: Up to 20,000 lbs, 83" Width, 14' Length



WATER TRUCKS

2,000 and 4,000 Gallon Capacity



HYDRO EXCAVATION TRAILERS

Ring-O-Matic | Vactron

300g-800g, 580 CFM - 1000 CFM



RTV & COMPACT TRACTORS

KUBOTA®

L Series, BX, M Series, 26 - 111 hp

Ideal for everything from landscaping and small farming to golf courses. Variable Hydro Transmission.

RTV900 Utility Vehicle, Diesel 3-cylinder engine, 21.6 hp Kubota's heavy duty, high performance RTV Series utility vehicles give you the power and durability to tackle the toughest tasks on a variety of terrain.

RTV1140 Utility Vehicle, 24.8 hp diesel engine, Variable Hydro Transmission.

RTV500, A compact utility vehicle with a 16HP liquid cooled, gas engine, makes it quick and easy to transport tools or people around on a jobsite.

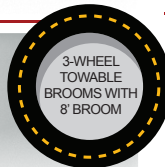
RTV1100, Diesel 3-cylinder engine, Cab Air, 24.8 hp.



BROOMS

Superior | Broce

Ride-On With 8 ft Broom | Cabs and Air Conditioning | Diesel and Dual Water Control | Front Blades | Mid Mount Blades



CHIPPERS

Vermeer

6"-18" Towable | Gas and Diesel



TRENCHERS

Vermeer | Toro

Ride-On | Walk-Behind | 30 - 60" Boom
Ride-On, 6-way Leveling Blade | 48 in Boom
Up to 6 in wide cuts



AIR COMPRESSORS AND AIR TOOLS

185 cfm - 375 cfm / Diesel | Oil-free available | Breakers 9 - 90 lb
Rock Drills | Chipping Hammers | Points
Chisels | Spades | Hoses and more



LIGHT TOWERS

Available Models: Wacker | Allmand | Magnum
4-Light, 5,000 Watt | 8 kW Generator | Diesel
Towable Metal Handle and LED Options



PRESSURE WASHERS

Hot & Cold up to 5,000 psi



WELDERS

Available Models: Big Blue Portable 225 Amp Gas and Propane | Towable 300 - 500 Amp Diesel



GENERATORS

2.5kW to 40kW | Wheel Kits Available | Diesel
Towable | 1000kw to 40,000kw



PUMPS

Electric, Submersible, Portable | Gas, Trash,
Portable | Gas, Diaphragm, Portable | Diesel, Trash,
Towable, Self Priming



HEATERS & BLOWERS

Propane Space Heaters | Manhole Blowers
Natural Gas up to 2 Million BTU | Kerosene
up to 650,000 BTU



COMPACTION EQUIPMENT

Jumping Jacks | Plate Compactors | Rammers | Rollers




ATTACHMENTS / WORK TOOLS (many more available)



Surface Prep | Concrete Prep | Accessories

CONCRETE EQUIPMENT & TOOLS

Hand-held Cut-off Saws | Walk Behind Saws up to 65 hp | Concrete Vibrators 3 hp, 7 - 21 ft flex-shaft | Mortar Mixers | Concrete/Asphalt Diamond Blades | Abrasive Blades | Floor Grinders | Extractors | Trowels | Tile Scrapers | Buggies



GRINDERS

Available Models:

PG280 | PG400 | PG450 | PG530 | PG820RC | PG690P

Widths: 11 - 32 in

100 SF/HR - 1250 SF/HR

Options

Single Phase (1~)

Three Phase (3~)

LP



WALK-BEHIND TROWELS

Available Models:

B46H90 | J36B65 | J36H55 | J3036H55 | CA4HC

24 in Edger

36 in

36 in Edger

46 in

Blades, Pans, and
Accessories available



FLOOR SCRAPER

Ride on Scraper 5700DL | 5625DL | 7700DL

Battery or Propane

Self Propelled 5280 | 6280HD | Rogue

Blades and Accessories available



DIAMONDS

Husqvarna Tooling

20 Grit - 100 Grit Metals | Single
or Double Segment | Xsoft, Soft,
Medium, Hard, Xhard Bonds

Arrows, Bush Hammers, PCDs
Polish Pads / Resins

TILE SAWS

Other Equipment

Core Drill | Concrete Vibrator | Cut-n-Break
Saw | Compactors | Tile Saws

TILE SCRAPERS

Trowel Accessories

Blades | Pans | MQ Whiteman
Parts

RIDE-ON TROWELS

Available Models:

STXDF | STX6H | HTX6H | HTXG6DF | HHXDF5

HHNG5 | LD6SL | JWN24HTCSL

6 ft, 8 ft, 10 ft

Blades, Pans, and
Service available
on MQ Whiteman
Trowels



DUST CONTAINMENT SYSTEMS

Available Models:

S13 | S26 | S36 | S36P | DC6000 | DE120 | B202 | B202P
T8600P | T18000

Options: Single Phase (1~)
Three Phase (3~)
LP

HEPA Filters, OSHA Silica Compliant,
Longopack Design



SAWS

Soff-Cut 150D | 4000 | 4200

Floor Saws

Blade Diameter 14 - 30 in

Scarifier - CG200



VISIT US AT...

**1107 E. 181st Street
Westfield, IN 46074**

(317) 399-7739

**4005 W. Fort Street
Detroit, MI 48209**

(313) 395-2621

www.macallistersurfaceprep.com



MICHIGAN LOCATIONS

ANN ARBOR, MI (COMING SOON)

6900 Whitmore Lake Road
Whitmore Lake, MI 48189
877-700-1945

BIG RAPIDS, MI

123 N. DeKrafft Ave.
Big Rapids, MI 49307
231-598-9509

BROWNSTOWN, MI

21625 W. Sibley Ct.
Brownstown, MI 48193
734-225-2292

BYRON CENTER, MI

6190 Clyde Park Ave. SW
Byron Center, MI 49315
616-530-2233

DETROIT, MI

4005 W. Fort Street
Detroit, MI 48209
313-395-2621

KALAMAZOO, MI

144 N. 33rd Street
Galesburg, MI 49053
269-665-7608

LANSING, MI

2100 S. Canal Road
Lansing, MI 48917
517-394-2233

MACOMB, MI

17171 23 Mile Road
Macomb, MI 48042
586-786-4606

MIDLAND, MI

3229 S. Saginaw Road
Midland, MI 48640
989-496-7511

NILES, MI

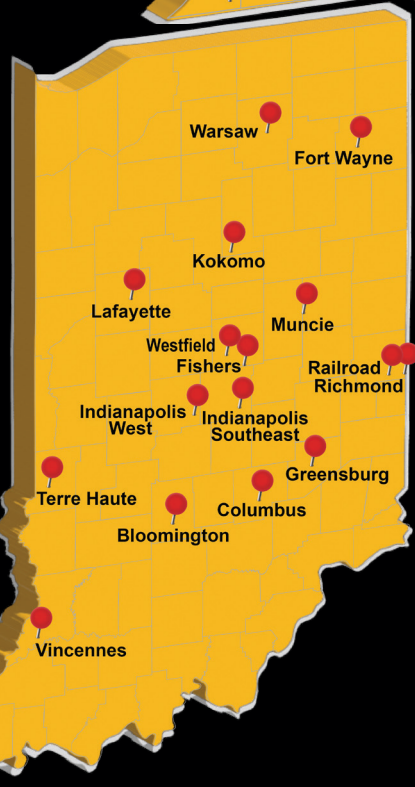
2147 S. 11th Street
Niles, MI 49120
269-262-4600

TRAVERSE CITY, MI

4195 Meadow Lane Drive
Traverse City, MI 49685
231-932-2255

WIXOM, MI

52700 Pontiac Trail
Wixom, MI 48393
248-714-8300



INDIANA LOCATIONS

BLOOMINGTON, IN

2305 W. Industrial Park Drive
Bloomington, IN 47404
812-349-9220

COLUMBUS, IN

3465 State Street
Columbus, IN 47201
812-376-0538

FISHERS, IN

13450 Britton Park Road
Fishers, IN 46038
317-598-9700

FORT WAYNE, IN

2808 W. Coliseum Blvd.
Fort Wayne, IN 46808
260-969-3322

GREENSBURG, IN

2436 N. Cleo Lane
Greensburg, IN 47240
812-663-5829

INDY SOUTHEAST (HQ)

6300 Southeastern Ave.
Indianapolis, IN 46203
463-221-2400

INDY WEST

6780 W. Washington Street
Indianapolis, IN 46241
317-244-7368

KOKOMO, IN

8497 S. US 31
Bunker Hill, IN 46914
765-689-0111

LAFAYETTE, IN

500 Hine Drive
Lafayette, IN 47905
765-446-5600

MUNCIE, IN

3500 N. Lee Pit Road
Yorktown, IN 47396
765-759-2228

RICHMOND, IN

4791 National Road East
Richmond, IN 47374
765-966-0626

TERRE HAUTE, IN

20 W. Margaret Drive
Terre Haute, IN 47802
812-231-6000

VINCENNES, IN

3413 S. Keller Road
Vincennes, IN 47591
812-886-4035

WARSAW, IN

4760 N IN-15
Warsaw, IN 46582
574-267-3230

WESTFIELD, IN

1107 E. 181st Street
Westfield, IN 46074
317-399-7739



(877) 700-1945

www.macallisterrentals.com